

# THE TRAINER SYSTEM™

BY MYOFUNCTIONAL RESEARCH CO.  
www.myoresearch.com



"I see my face looking better every day!"

Mouth breathing, tongue thrusting, incorrect swallowing and other myofunctional habits cause crooked teeth, poor facial development, and other common problems. The tongue and lips control dental position, and should be considered in conjunction with any orthodontic treatment.

## CAUSES OF CROOKED TEETH

CASE: MIKAELA (7 YEARS OLD)

BEFORE



- Crowding caused by underdevelopment of lower jaw.
- Incorrect swallowing habits are the cause.
- Mouth breathing further reduces arch development.

AFTER



- Teeth straightened by developing lower jaw.
- Facial improvement by changing mode of breathing.
- Passive arch expansion – change in tongue position.

## ARCH SIZE IN RELATION TO TEETH



Normal upper arch Crowded upper arch

### NOTE TOOTH SIZE HAS NOT CHANGED

A normal upper arch should look like this. It forms that way because the tongue rests in the area between the upper teeth. There it counteracts the pressure of the cheeks, which would otherwise push the upper arch of the jaws in. But, if a child sucks his thumb or breathes through his or her mouth for any reason, the tongue drops from the top of the mouth and the upper arch can get pushed in causing crowding and crooked teeth.

More information [www.myoresearch.com](http://www.myoresearch.com)

## THE TRAINER SYSTEM™ BY MRC – HABIT CORRECTION BEFORE, DURING, AND AFTER TREATMENT

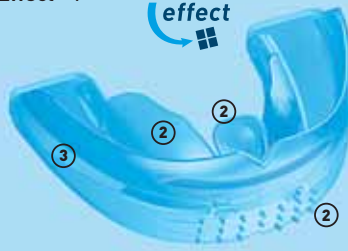
### TECHNICAL INFORMATION

All appliances in the Trainer System™ feature three benefits of the Myofunctional Effect™:

- 1 Tooth alignment
- 2 Myofunctional training
- 3 Jaw positioning



CROSS SECTION: T4K® APPLIANCE



T4K® APPLIANCE

### MYOFUNCTIONAL FORCES

How much force can move an anterior tooth?

1.7gm

How much force does the lower lip exert?

100-300 gm

What force is the tongue capable of exerting?

up to 500 gm

0gm 100gm 200gm 300gm 400gm 500gm

More information [www.myoresearch.com](http://www.myoresearch.com)

### SYSTEM APPLIANCES

MIXED DENTITION



**PRE-ORTHODONTIC TRAINER**

Improves facial and dental development in the growing child.

DURING BRACES



**TRAINER FOR BRACES**

Shields the soft tissue from brackets.

DURING BRACES



**CLASS II CORRECTION**

Specific for jaw alignment in combination with fixed orthodontics.

PERMANENT DENTITION



**TRAINER FOR ALIGNMENT**

Aligns and retains teeth in the permanent dentition.

# THE MYOBRACE SYSTEM™

BY MYOFUNCTIONAL RESEARCH CO.  
[www.myoresearch.com](http://www.myoresearch.com) [www.myobrace.com](http://www.myobrace.com)

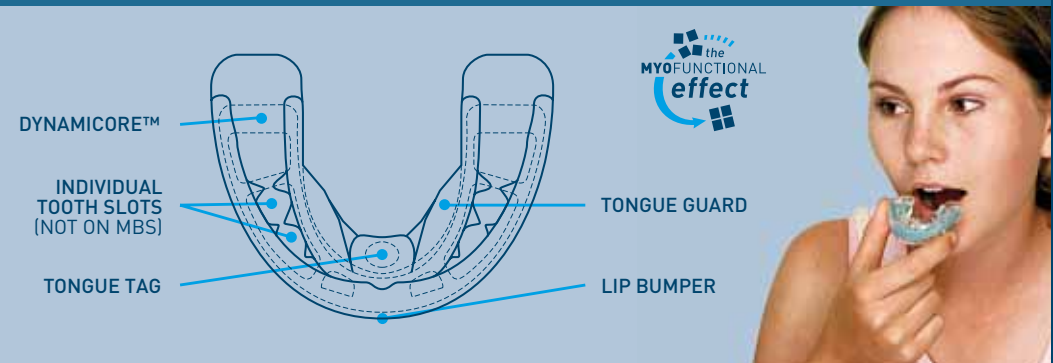


“Straightening teeth without braces!”

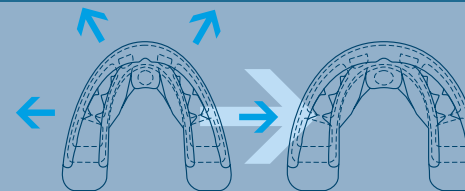
The MYOBRACE™ is a new concept in orthodontic treatment, incorporating design characteristics which align the teeth and jaws, while correcting the underlying habits causing orthodontic problems. The size of the MYOBRACE™ is matched to your exact tooth size by your Dentist or Orthodontist.

## MORE OPTIONS LESS BRACES

The Myobrace™ is designed to fill an active role in the common orthodontic age among children who have a desire not to use brackets for regular orthodontic work.



### DYNAMICORE™



The MYOBRACE™ features two main elements: a soft flexible outer area, and **DynamiCore™** – a hard inner core. The pre-moulded arch form of **DynamiCore™** produces arch lengthening by correcting the anterior arch form.

## THE MYOBRACE SYSTEM™ BY MRC – STRAIGHTENING TEETH WITHOUT BRACES

### DESIGN OBJECTIVES

Traditional removable appliances with pre-fabricated tooth slots all have a common limiting factor: their construction is from one base material. An overly hard appliance provides a good level of rigidity, but lacks comfort for the patient. A softer material provides flexibility and comfort, but lacks sufficient force for arch development and dental alignment. The expensive fabrication process involved with uniquely-moulded multiple-appliance systems mean these are out of reach for the majority of patients.


The dual mould design of the MYOBRACE™ overcomes the problems associated with previous prefabricated positioners, allowing for better compliance and providing more actively functioning orthodontics.

### TECHNICAL ASPECTS



MYOBRACE™ APPLIANCE

myobrace™



CROSS SECTION:  
MYOBRACE™ APPLIANCE

### PATIENT MOTIVATION

Due to the nature of removable appliances, patient compliance is essential. Therefore it is important for both patients and parents to be equally motivated. If motivation is a problem, it may be better to use conventional fixed brackets instead of the MYOBRACE™.

# THE TMJ SYSTEM™

BY MYOFUNCTIONAL RESEARCH CO.  
www.myoresearch.com



HEADACHES ...  
EAR PAIN ...  
JAW CLICKING ...  
NECK PAIN ...?

**“It could be  
TMJ Disorder”**

Studies show that 35% of the population, including adolescents, suffers from varying degrees of Temporomandibular Joint (TMJ) disorder. Every TMJ patient has different symptoms, making diagnosis difficult for the Medical and Dental professionals.

## AREAS COMMONLY AFFECTED BY TMJ DISORDER

The TMJ Appliance™: RELAXES jaw and neck muscles, RELIEVES pressure on the TMJ, LIMITS bruxing and grinding, and REDUCES chronic neck pain.



TEMPORALIS



LATERAL PTERYGOID



MASSETER



STERNOMASTOID




TRAPEZIUS



TMJs

## THE TMJ SYSTEM™ BY MRC – IMMEDIATE AND EFFECTIVE DIAGNOSIS AND TREATMENT

### TMJ APPLIANCE™: NIGHT TIME USE



TMJ APPLIANCE™

The **TMJ Appliance™** is a prefabricated intra-oral appliance designed specifically for the immediate and effective treatment of TMJ Disorder. The computer aided design allows for one single size to fit most adults without the need for time consuming moulding, custom fitting or adjusting. The **TMJ Appliance™** has a thicker section at the back which relieves pressure by gently decompressing the inflamed joints when placed in the mouth. It also moves the lower jaw into its correct Class I position automatically. This has the effect of stretching the tight and painful muscles around the jaws, head and neck area, resulting in an immediate decrease in pain. Also available is the **Mouth Breather and Snorer** version.



**EXTRA-CAPSULAR:**  
The TMJ Appliance™ works best to relax the facial muscles.

### TMD APPLIANCE™: DAYTIME USE



TMD APPLIANCE™

The **TMD Appliance™** is hard, semi-flexible and **customisable** to the individual patient. Using dual layer technology developed by MRC (inner and outer layers) the **TMD Appliance™** can be adapted to the correct bite even if teeth are missing. Being low profile with a tight and comfortable fit, the **TMD Appliance™** allows clear and easy speech, and is ideal for daytime use.



**INTRA-CAPSULAR:**  
The TMD Appliance™ works best to ease symptoms associated with the jaw joint and bone structure.